

Qbus



As soon as you drive into a tunnel, the car lights are automatically activated. When it starts raining the windscreen wipers start all by themselves. Passengers can select the temperature they want. And it takes just one press of the button to switch everything on and off. We take these kinds of applications in cars for granted. But the same is not true at all in most homes and buildings, even though for most of us a home is the biggest investment we make.

Qbus seeks to make buildings smart. Qbus products are installed in smart buildings to guarantee the seamless connection of the lighting, heating, cooling, ventilation, screens, audio, alarm and other existing technologies. This ensures effortless communication and interaction between the inhabitant, owner or user.

As a user you are free to decide how sophisticated your system should be and what your priorities are. The purpose of all this is to offer a building's inhabitant or user more **comfort** and **peace of mind**, while **reducing energy consumption**.





Qbus makes buildings smart

Plug in, play together and let it grow

Qbus is a Belgian company that has been developing technologies since 1999 to make buildings smarter. A smart building offers more peace of mind and comfort but uses less energy. In the meantime, Qbus has already made over 11,000 homes and buildings smart, both in Belgium and elsewhere.

Qbus has an experience platform featuring various products and services for making homes and buildings smart: ranging from an extendable basic installation with an All Off button to a full automation system, from Qbus Cloud for the remote control and visualisation of your home or building to Qbus Care – an array of products and services for buildings requiring a care function and from Tastu design switches to Ubie, the Internet of Things Gateway.



A smart building?

A Qbus system means opting for a high-quality solution for making a home or building more energy efficient, while offering inhabitants or users comfort, security and peace of mind.

Better comfort and security

A Qbus installation allows you more control over what happens in your home or building: from lighting and heating to shutters and televisions, everything is easy to control based on a central system. For example, it is always pleasantly warm when you get back home, but the heating is not working overtime unnecessarily when you are away. Security is also an important reason for home automation's increasing popularity. For example, the integrated presence simulation facility ensures your home does not appear to be empty when you are off on holiday.

Peace of mind

Did you remember to turn off the iron? And the coffee machine? Typical thoughts that bother us as we are just setting off for work or for a trip. The All Off button at the front door ensures that this and other domestic devices are turned off before you leave home. If you are not sure that you have actually pressed the All Off button, you can also use a smartphone to check the status of these devices and disable them if need be.

A Qbus smart home also helps elderly people to live independently at home for longer. The stove, for example, can be automatically disabled if no movement is detected in the kitchen for a long period. Your smart home will also send out an alarm if no activity is detected in the dwelling for an unusually long period in the morning even though somebody was at home.

Saving on energy and costs

Together with General Electric and JAGA, we have performed various tests to see how much energy can be saved as a result of installing Qbus. The findings are absolutely stunning: in the home, we save an average 19% on heating and 13% on electricity. In commercial buildings the savings rise to 60% for the heating or cooling system and 30% for electricity.

Qbus enables you to improve energy-efficiency in several ways:

- The All Off button prevents any unnecessary lighting or heating/cooling
- Smart switches with integrated temperature sensors allow multi-zonal heating: more comfort and less energy
- Window open = heating/cooling off
- CO₂-based ventilation = optimum air quality without any wasted energy
- Detectors provide the right temperature and the correct lighting level only when someone is present
- Screens are automatically closed to prevent overheating caused by sunlight





Why Qbus?

Easy to use, flexible, future-oriented excellence

Easy

to install, configure, control

The free Qbus Cloud allows end-users to control and visualise their smart homes intuitively, and even apply any adjustments required.

Installing the Qbus system is child's play: the Full Qbus automation system operates on the basis of two polarity-free wires, without any restrictions as regards topology (loop, tree, star). The Qbus configuration software is provided free of charge and is easy to use: we also offer training to help installation technicians get started faster on the Qbus configuration.

Flexible

adjustable control by means of any switch, sensor, Smartphone, tablet, PC

Any standard switch or push button can be used in a Qbus installation. Qbus has also designed smart switches with integrated sensors and colour LEDs in Niko, Bticino, CJC, Lithoss, JUNG and Tastu design. However, Windows, iOS and Android devices can also be used to control, visualise or receive messages from a smart Qbus building.

Future-oriented

ever-expandable modular solution

A Qbus system can start off with a limited installation, while offering advanced options. It is as easy as one, two, three to expand a Qbus Stand-Alone entry-level system into a Full Qbus installation.

New developments always remain compatible with the original products. Thanks to our free software updates, the modules in your installation are also able to support new functionalities and technologies.

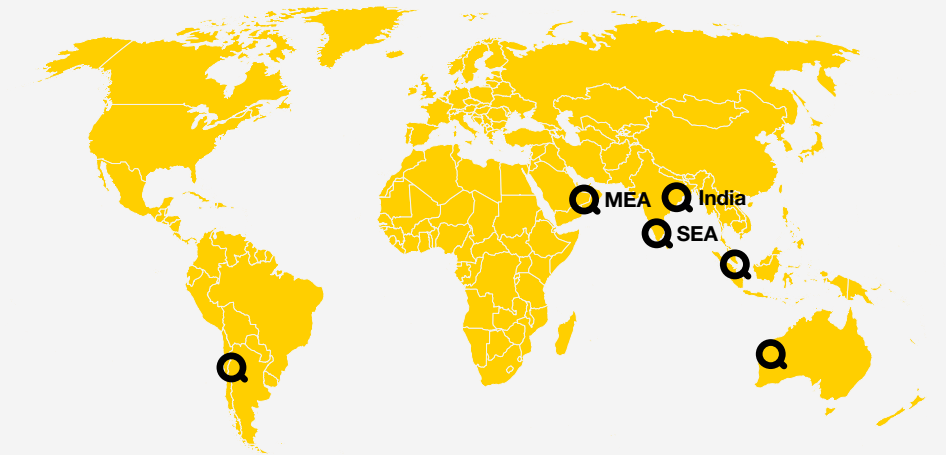
Belgian excellence

quality by Qbus

All Qbus modules are Highly Accelerated Life Tested (HALT). This “stress test” puts Qbus modules through their paces in circumstances (high and low temperatures, vibration, current differences,...) that are much more extreme than those in which the products will be deployed. The outcome is a longer lifespan and a better quality for the tested products. We obtained HALT certification in response to a request from our customer General Electric. Not satisfied with the standard CE tests alone, GE decided in 2008 to insist that all Qbus products GE buys from us should undergo the HALT tests.

All Qbus modules are also developed, produced, programmed and tested in Belgium. The Qbus overseas offices offer commercial and technical support to local markets but the products are always sourced from Belgium.



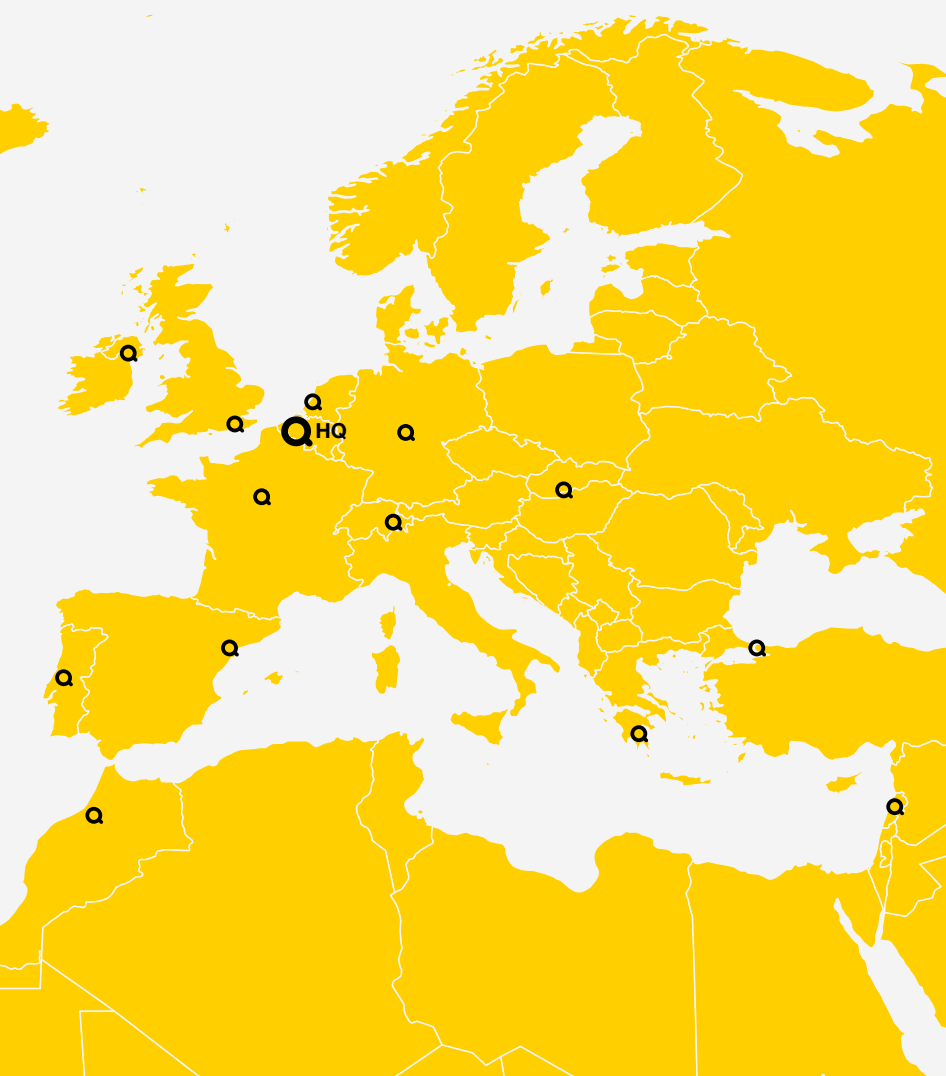


Who is Qbus?

Qbus is a Belgian company that was set up in 1999. The Qbus team operates not only in the head office in Erpe-Mere, Belgium but also in Qbus offices in the United Arab Emirates, India and Sri Lanka.

Made in Belgium, sold everywhere

All development and production activities are undertaken in Belgium. The overseas offices offer commercial and technical support for projects. Apart from its own offices, Qbus has dealers operating in over 10 countries.



Qbus ecosystem

The system's strong point lies in the scope for different technologies to communicate and interact. For example, the temperature readings of the thermostat combined with the measurements of the light sensor in the movement detector establish that sunlight is entering and therefore the screens are automatically closed. Most technologies may be directly

connected to a Qbus system. But certain other brands speak their own language: Qbus has designed an interface so that these brands and functions are also easy to control via Qbus.

The following are a sample of the brands, standards and technologies that can be connected with Qbus:

bticino



JUNG



niko

DAIKIN



TOSHIBA



DMX



hue
PHILIPS

KNX



artsound
smart solutions in audio

NÜVO
Whole Home Audio

SONOS

nest.

BOSE

televic
healthcare

Satel



Floor plan — Residential

Switching and dimming lighting:

- Any kind of lighting
- The right lighting at the right moment to create the right atmosphere
- Connection in keeping with the time, an atmosphere, at the press of a switch

In addition to the “**Sleep Well**” button there is also a **Panic button** in the bedroom, which activates all the lighting in the garden and on the ground floors, closes the shutters and activates the alarm.

As I am driving back from a weekend away, I can use my smartphone to turn on the heating before I arrive.

The **smart switches** with an integrated temperature sensor are used as a local **thermostat**. Zone-specific heating whenever necessary increases comfort and reduces the energy bill.

Managing and visualising energy, water, ...
Reception of an e-mail or text message if the consumption is higher than average.

The **All Off button** on the front door switches the lighting off, closes the shutters and screens, activates the alarm and starts the presence simulation.

IP camera:

- Who is ringing at the door?
- Videophone interface





Control your smart home with standard or smart switches, detectors, integrated touch screens or smartphones, tablets and PCs.

The **motion detector** in the toilet switches on the lighting and the ventilation. However, if grandmother has still not risen from her bed after 8.30 am a text message is sent to alert her children and the neighbour.

The switch for the **"Aperitif scene"** is pressed on Friday evening for the lights to be dimmed, the screens to close, the gas fire to come on (provided the outdoor temperature is under 10 degree), the audio system to play your favourite playlist.

The **status of the windows and doors** is known - relevant information not only for the alarm system but also for disabling the heating or cooling if the window is open.

The sun blind and screens are positioned on the basis of information they receive from the weather station (sunlight, the sun's position, rain, wind and temperature).

Floor plan

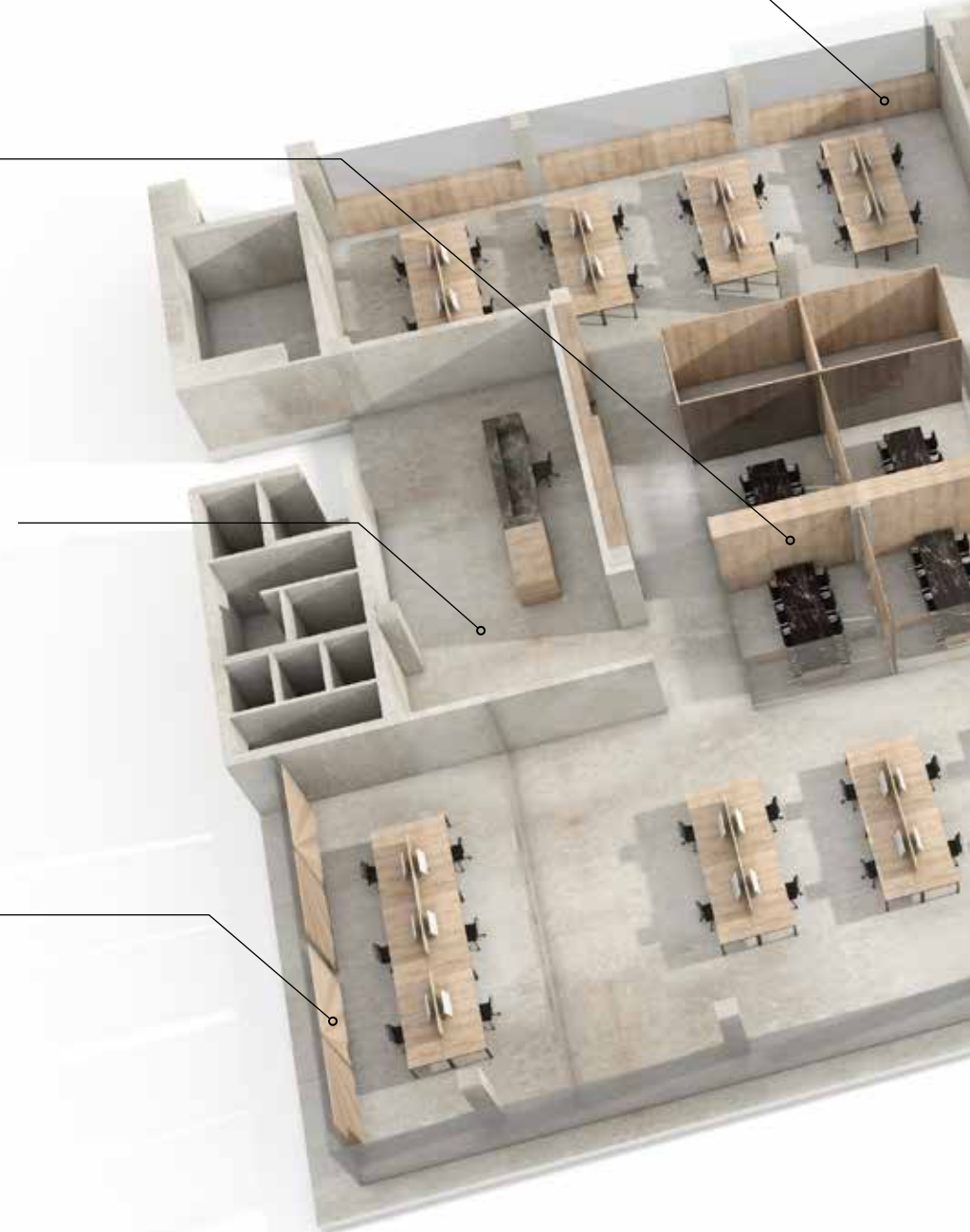
— Commercial

The **smart switches** with an integrated **temperature and motion sensor** automatically regulate the meeting rooms. In the event of a detected presence and if there is not enough natural light, the lighting comes on and the temperature rises to 22°C. In the event of a momentary absence, the lighting is turned off. During longer periods of absence the temperature switches to "**Economy**" mode.

The **EQOmmmand** application shows the receptionist which rooms are occupied, what temperature is required, the status of the windows and doors. The EQOmmmand shows the retirement home nursing station the status of the stove, the wellness alarm and automatically sends a camera picture of the hall if the door of a person with early-onset dementia is opened at night.

When the sun is shining directly inside during the summer months and the indoor temperature is too high, the screens are automatically closed. Only if the temperature continues to rise does the air-conditioning come on. The reverse happens in winter, when the screens are opened if the sun shines its light indoors so as to be able to heat the space at no extra cost.

The air quality sensors measure the degree of moisture and CO₂, ensuring optimum air quality without any unnecessary waste of energy.





When it is also least 5 degrees cooler outside than inside during summer evenings, the ventilation system is set at **Boost** to draw cool air inside and cool the building down according to an energy-efficient approach.

The **UbiePro Server** connects Qbus to the other BMS systems regulating the HVAC, access control,....

The lighting in offices where there are outer windows is controlled according to the available natural light. If it is getting darker outside, the lighting will be automatically increased.

Qbus Cloud enables the company's CEO to decide who controls what: solely the storeperson has to enter the storeroom, whereas the sales and marketing team can control any technologies in their own offices and in the showroom from their Smartphones and PCs.

Both the fittings in the offices and the RGBW colour lighting on the building façade are controlled via Qbus. It does not matter if these fixtures speak DALI and the façade lighting speaks DMX.

Qbus applications

A Qbus installation ensures all the electrical systems are connected so that different applications are adapted to each other, to provide more comfort and less energy consumption.



LIGHTING


The right atmosphere at the right moment

Lighting is essential nowadays for decorating spaces, creating an atmosphere and saving energy. In the same living room we like to have different types of lighting depending on whether we are watching the television, playing a board game or doing some cleaning. A great deal of energy is saved in office buildings as a result of dimming the lighting in accordance with the daylight.

A Qbus Stand-Alone installation enables lights to be on/off controlled, while any potential light sources (halogen, LED, fluorescent lamps, DALI, ...) are dimmed with standard switches. A Full Qbus installation also allows for the control of other light technologies, such as DMX, ... It is then as easy as one, two, three to select the required LED colours using the Qbus Cloud colour wheel. Or have a hotel façade automatically bathed in a loop of colour at a specific time. Ubie also allows Internet of Things lighting solutions, such as Philips Hue lamps, to be connected to a Qbus or KNX installation.

Relevant solutions:

- Qbus Stand-Alone
- Full Qbus
- Ubie
- Tastu
- Qbus Cloud
- Qbus Care



BLINDS

The automatic control of screens, curtains, shutters and awnings prevents overheating, improves security and creates the appropriate atmosphere

A pleasant sunny afternoon on the terrace is suddenly interrupted by a summer storm. The Qbus weather station measurement shows that the wind is lifting and it is getting darker and automatically closes the awnings. It is about time to put down that exciting book and go to sleep. One press of the switch next to the bed activates the "Sleep Well" scene so all the lights are turned off and the shutters are automatically closed.

The temperature sensor in a Qbus smart switch measures that the office temperature is rising faster than anticipated. The integrated light sensor in this switch senses that quite a bit of light is entering. This means the sun light is shining in and heating the space. The screens are automatically closed in order to keep the heat outside. If it continues to get hotter, Qbus turns the air-conditioning on. In the meantime, further energy has been saved and it is not uncomfortably hot in the office.

Relevant solutions:

- Qbus Stand-Alone
- Full Qbus
- Tastu
- Qbus Cloud
- Qbus Care





HEATING, COOLING & VENTILATION

1°C = a 6% saving

The cost involved in heating and cooling accounts for an average 25% of a building's overall energy bill. Huge savings can therefore be made as a result of temperature optimisation but the idea is obviously not to sacrifice the level of comfort ...

Zonal heating / cooling


Qbus smart switches with integrated temperature sensors allow every zone in a home or building to be individually heated or cooled, so you can be sure that the right space enjoys the right temperature at the right time. If you want the bathroom to be automatically set at the temperature of 24 degrees at 6.30 am, consider it done. If you need to kitchen to reach the pleasant temperature of 21°C at 6 pm, that is not a problem. Qbus can make sure the meeting room is cooled down to 23°C when people are gathered there, and when you leave the building the All Off button can be pushed for the heating to be automatically set to a lower level.

Smart ventilation

As a result of constantly improving building insulation techniques, effective ventilation is becoming increasingly important. However, the idea is obviously not for the heated or cooled air to be blown away for no particular reason. Qbus air quality sensors ensure perfect air quality without any unnecessary loss of energy. And because the outdoor temperature is known, we ensure cool air is drawn in so that building is cooled down according to an energy-friendly approach.

Relevant solutions:

- Full Qbus
- Ubie
- Tastu
- Qbus Cloud
- Qbus Care



SECURITY

Qbus as a security guard

Your night-time slumber is interrupted by a noise in the garden. Thinking “better safe than sorry” you press on the panic button next to your bed. The garden lighting turns on and all the shutters are automatically closed.

Your grandmother living on her own has pressed an alarm button, whereupon you immediately receive a text message, while a two-way audio connection is made with the home nursing emergency centre. Or perhaps your grandmother has taken a fall and was unable to reach an alarm button, in which case the Qbus detectors notice unusually little movement in the apartment and send out an alarm.

You are on holiday and somebody rings at the door. Qbus allows your videophone camera to take a picture and e-mail it to you.

Relevant solutions:

- Qbus Stand-Alone
- Full Qbus
- Tastu
- Qbus Cloud
- Qbus Care





MEASUREMENT

The score card of my smart building

Together with General Electric, Qbus has run various tests to see how much energy can be saved as a result of installing Qbus. The findings are absolutely stunning: in the home, we save an average 19% on heating and 13% on electricity. In commercial buildings the savings rise to 60% for the heating/cooling system and 30% for electricity.

Using the Qbus Cloud application, all it takes is a touch of the finger to call up a number graphs of each output. How much energy has my home consumed over the last 24 hours? How much or less is this in comparison with yesterday? What was the average bedroom temperature over the past seven days? When did the cleaning woman come by? What was the air quality in the classrooms this month? Or ask Qbus Cloud to send you a message when the water consumption is too high.

A more detailed analysis and comparison can be provided by EQOmmmand, which not only displays graphs of the required outputs but also allows you to analyse this information in greater detail.

Relevant solutions:

- Full Qbus
- Qbus Cloud
- Qbus Care



MULTIMEDIA

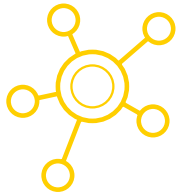
Play it again, Qbus...

The wireless music system Sonos is fully integrated into Qbus. It is as easy as one, two, three to ensure that when you activate the Party scene, the right music also starts playing in the right room. The All Off switch will also disable the Sonos system when you leave the house.

Integration with the Apart, Artsound and Nuvo audio systems is also a possibility.

Relevant solutions:

- Full Qbus
- Ubie
- Tastu
- Qbus Cloud



SCENE

One push of the button to control several technologies at the same time

Activating the alarm when leaving home automatically activates the All Off scene, so that the heating and/or cooling is switched to an energy-saving mode, the screens close, the audio system is turned off and the lights are extinguished. Unless it is already dark outside, the garden lighting and the spotlight in the drive remain on for a further 5 minutes so you can leave home without any mishaps.

What is really practical is that the scenes can be activated in various ways: from an ordinary switch in the wall of the home to using a mobile telephone on the other side of the world. And also automatically, according to the time, date, indoor or outdoor temperature, presence, lighting level, sunrise, ...

Relevant solutions:

- Qbus Stand-Alone
- Full Qbus
- Ubie
- Tastu
- Qbus Cloud
- Qbus Care



Qbus solutions

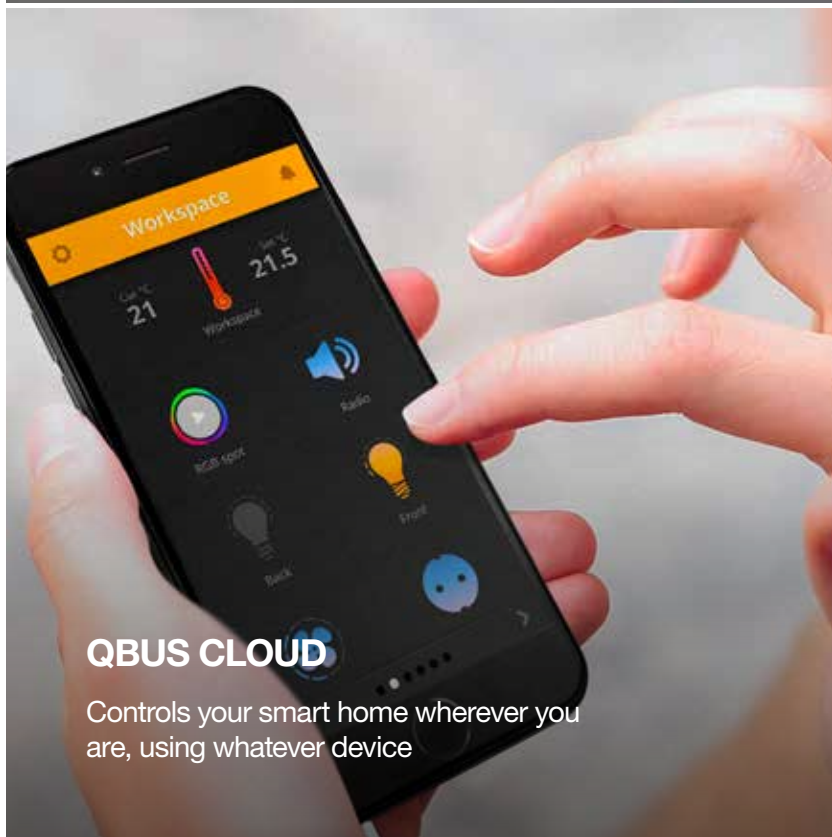
Overview

From the Qbus Stand-Alone entry-level system preparing a building for the future, to full-fledged automation with Full Qbus Home & Building Automation.



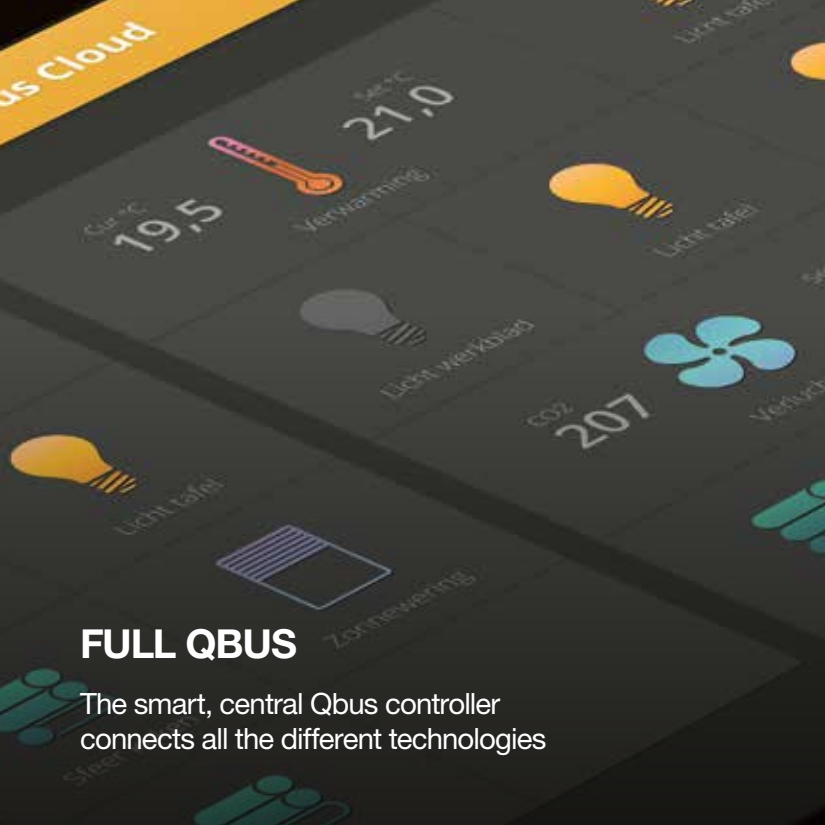
QBUS STAND-ALONE

Prepares your home for the future: easy, affordable and expandable entry-level home automation



QBUS CLOUD

Controls your smart home wherever you are, using whatever device




FULL QBUS

The smart, central Qbus controller connects all the different technologies



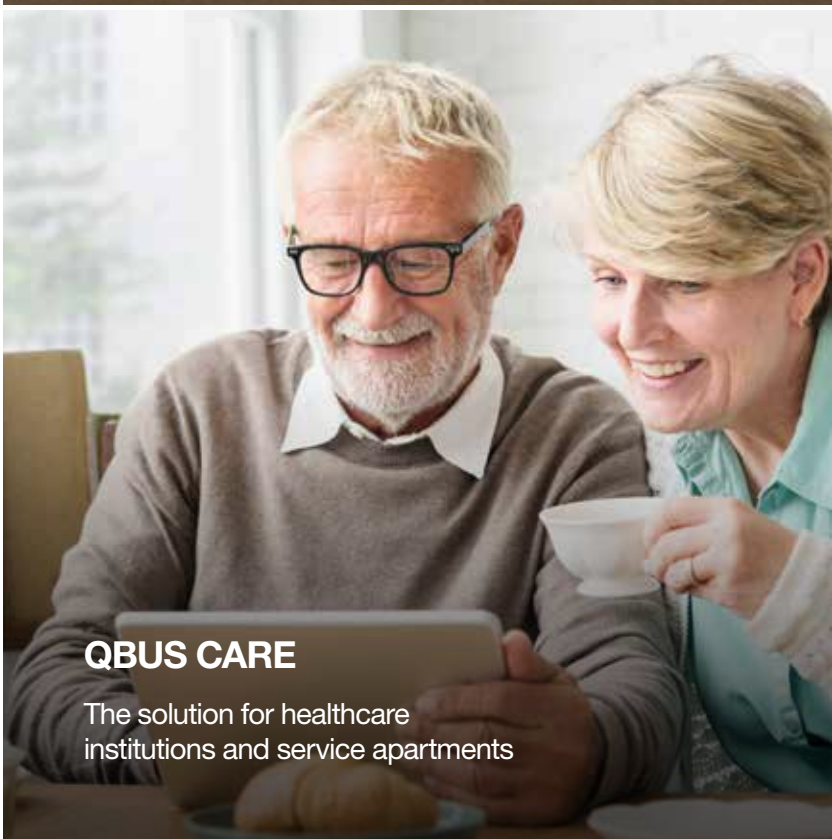
UBIE

Connects your Internet of Things devices with each other and with the home automation system



TASTU

The smart touch-sensitive switch in fingerprint-proof glass



QBUS CARE

The solution for healthcare institutions and service apartments

1

Qbus Stand-Alone

Looking for a high-quality home or building automation system? That is easy to install and can be configured without using a PC? But that is expandable to a full-featured home automation system? And all of this at an entry-level price?

An easy, affordable way of preparing your home for the future

The patented Qbus Stand-Alone (SA) range comprises modules for switching screens, shutters, sockets, lighting, along with all kinds of dimmable lighting. All Qbus SA modules can be used stand alone and provide limited home automation functional features, such as an All Off button, a Panic button and timers. However, all Stand-Alone modules can also be linked to a Qbus Controller to form part of a full-featured Qbus home automation installation.

Relevant applications:



“Qbus Stand-Alone gave us the opportunity to offer a limited budget-priced basic functionality whose added value is recognised by all purchasers.”

— Frederik Huys

QBUS AS A DIFFERENTIATOR IN RESIDENTIAL BUILDING PROJECTS

“This Qbus entry-level system was just what we were looking for” according to Frederik Huys, director at Eiffage Vuylsteke Development. “It gave us the opportunity to offer a limited budget-priced basic functionality whose added value is recognised by all purchasers. For example, every apartment has an All Off button at the front door that can disable the lighting, the screens and the coffee machine socket at the touch of a button.

The main bedroom also has an All Off button, together with a Panic button for controlling the garden lighting, for example. The Qbus Stand-Alone system also features timers, so that, as an example, the night hall lighting can be automatically disabled after 20 minutes.”

The basic system is a standard feature of every apartment. If more functions are required this is achieved quite simply by adding the intelligent Qbus Controller in the location provided for this purpose in the electricity box. This can be done straight away or after 5 years, as Qbus systems are always compatible with earlier versions.

“This enables us to deliver on our promise to provide future-proof apartments” says Frederik Huys. Customers purchasing their apartments at 65 years of age can wait a couple of year to decide whether to expand their Qbus Stand-Alone system to a Full Qbus system. This will enable them to send out alarms to neighbours, family members or even a care organisation whenever this is required, with the help of further emergency buttons and/or detector, for example.”



Qbus Stand-Alone range

READY FOR HOME AUTOMATION AT ENTRY-LEVEL PRICE

- Easy installation : push buttons are star-wired to the module and directly control outputs such as shutters, lighting, sockets, ...
- No PC configuration necessary (= no training, no software)
- All Off button and Panic button (All circuits on) available
- At all times expandable to full-fledged high quality home automation system by adding a Qbus Controller

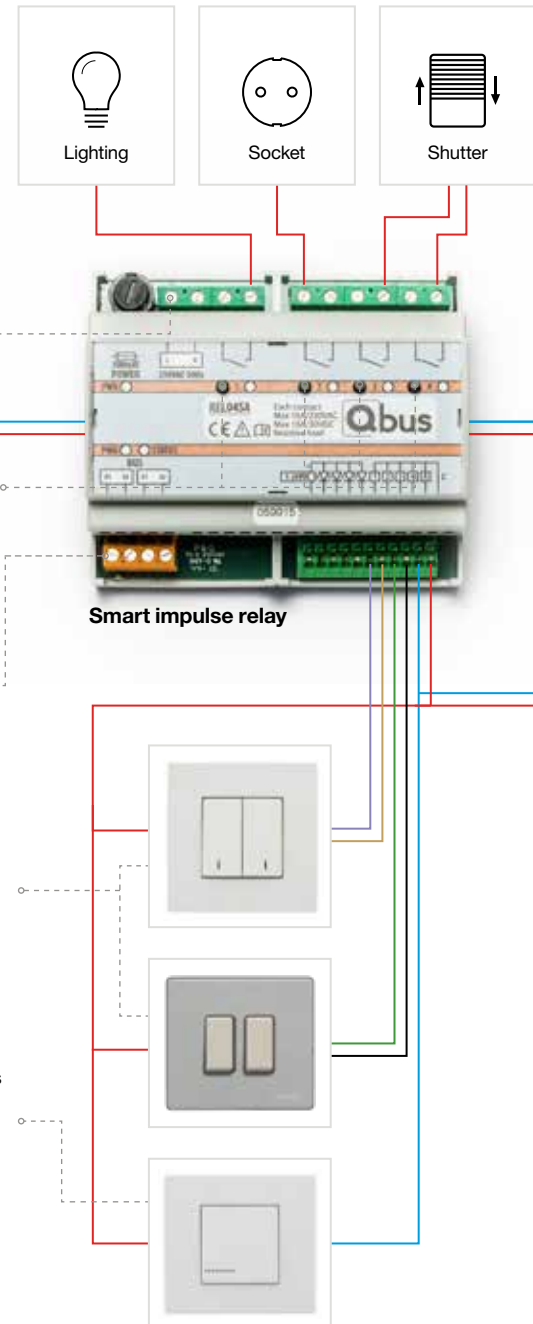
- Internal power supply

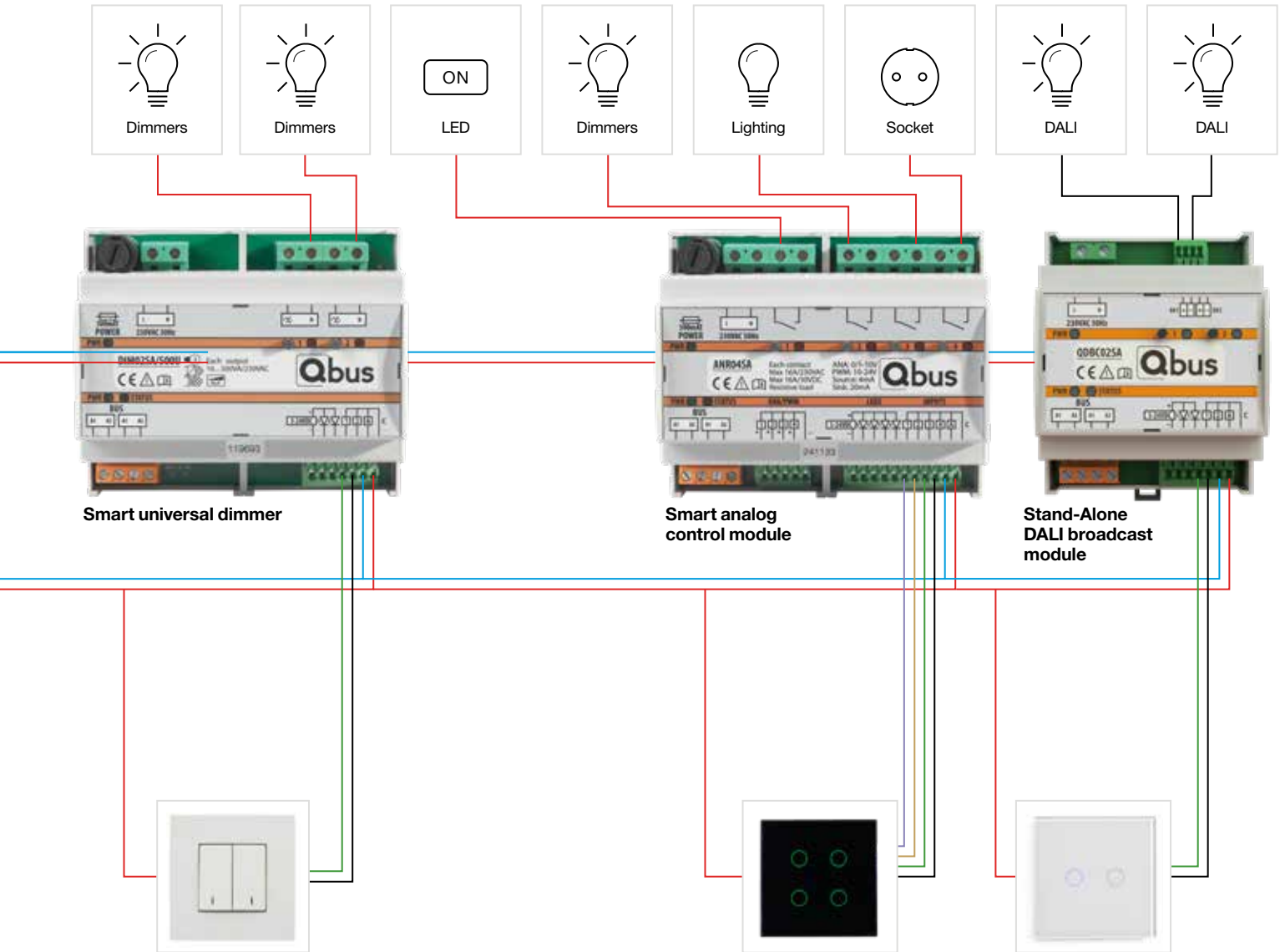
- Manual control with LED feedback

- Expandable to full-fledged home automation system

- Standard switches control outputs
- LED feedback possible

- Short push = All outputs off (Energy saving)
- Long push = All outputs on (Panic button)





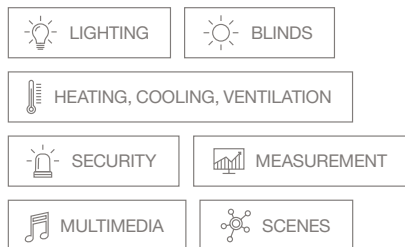
Full Qbus

A Full Qbus installation seamlessly integrates heating, cooling, ventilation, security, lighting, screens, gates, audio,... The Qbus system is easy to install, simple to operate and control from any switch, tablet, Smartphone or PC and is always expandable.

More comfort with less energy tailored to your building

Qbus modules take the form of one single and easily integrated system rather than separate control solutions. All the various technologies within the home or building are seamlessly connected by a 2-wire bus cable. Communication between all these technologies is controlled via a smart central Qbus Controller. Qbus offers a no-limit platform of products and solutions to cater for your specific requirements and therefore your customer's most demanding requirements.

Relevant applications:



“The priority for us was optimum in-house adaptability.”

— Michel Carlé

ASSE FIRE STATION

Brand-new fire station in Asse, Belgium integrates automation applications for shorter response times, more energy efficiency and comfort.

Operational on 1 October 2014, the new 4,400 square metre fire station in Asse has a total of 21 gates. Designed to protect a total of 608,000 inhabitants, the station also incorporates a classroom, a storeroom, sleeping quarters, sanitary facilities, training areas, ...

“I was keen for as many things as possible to be automated, owing to the time-saving and higher-efficiency benefits this offers.”

Lieutenant Michel Carlé was really enthusiastic about an automation system that could control as many technologies as possible. “I was keen for as many things as possible to be automated, owing to the time-saving and higher-efficiency benefits this offers,” according to the lieutenant, who had the necessary technical expertise to play a coordinating role. “In close consultation with the architects, we were looking for a system that was easy to expand and could be remote controlled, thus over the Internet. The programming afterwards was also crucial for us. We did not want to have to keep getting in touch with the installation technicians or supplier to come and change something in the programming. We wanted to be able to do that ourselves.”



“In view of all the settings referred to, in the end we decided, after extensive market research, to turn to Qbus.”

— Michel Carlé

Control of heating lighting, doors, screens, ...

“In areas containing radiators, a temperature sensor was installed,” explains Michel Carlé. “This controls a valve on the collector for additional heating purposes if need be. All the lighting, all the gates, the doors and the sun screen are controlled via the automation system. Light intensity is measured as a yardstick for controlling the lighting, the motion sensors allow the lights to switch on and off.

The sun screens are also controlled by the Qbus system. “The Qbus weather station interprets the exact location of the sun and what screens should therefore be lowered or left undisturbed. However, we do not lower the screens if a room is being heated. We then use the sun to heat up the space.”

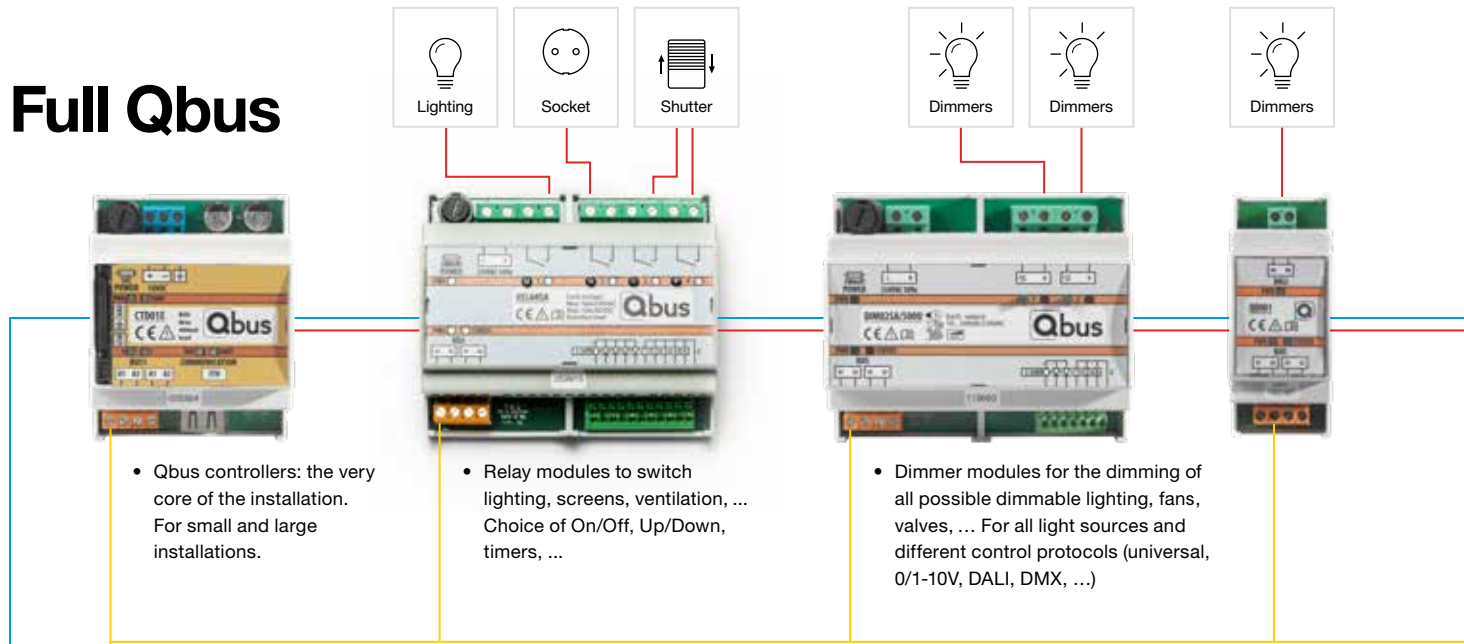
Automation controlled by a call system

In addition to all this, Michel Carlé has established a link between the central call system and the automation installation. “Emergency calls reach us through the alarm centers across the region with corresponding codes,” he explains. “We linked the codes to specific scenes programmed in Qbus. For example, when we receive a call about a fire raging somewhere, a specific scene is automatically called up so that pre-selected doors and gates open, the lighting is activated, the rooms of the firemen on duty are put in alarm mode ... This unquestionably shortens our response time.



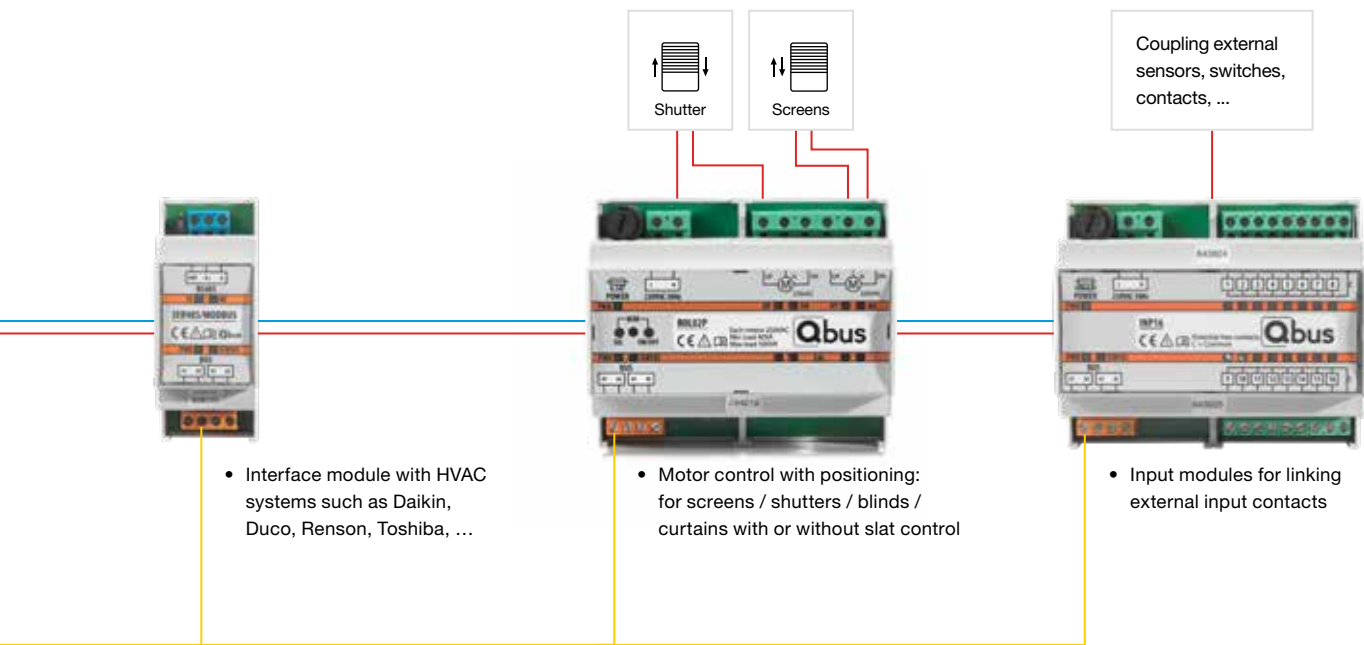


Full Qbus



- Connection for Qbus Cloud, Ubie, touch screens, ...

- Smart switch (Niko design)
- Couple module for regular switch or push button
- Smart switch with motion and light sensor (Bticino design)
- ViZiR Room Controller
- Outdoor detector motion, light, temperature
- Air quality sensor: measures CO₂, humidity, temperature




- Smart switch with temperature sensor (JUNG design)



- Smart switch (CJC design)



- Smart switch (Lithoss design)



- Motion and light sensor



- Motion and light sensor



- Smart switch with temperature sensor (Tastu design)



- Qbus weather station (precipitation, wind speed, luminosity (in east, west or south), twilight)




- Constant Light Control module



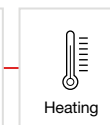
- Motion and light sensor for integration in skirting boards, closets, ...



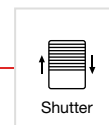
- Decentral analog dimmer



- Energy Counter Module



- Decentral relay module for On/Off or Up/Down control



Ubie

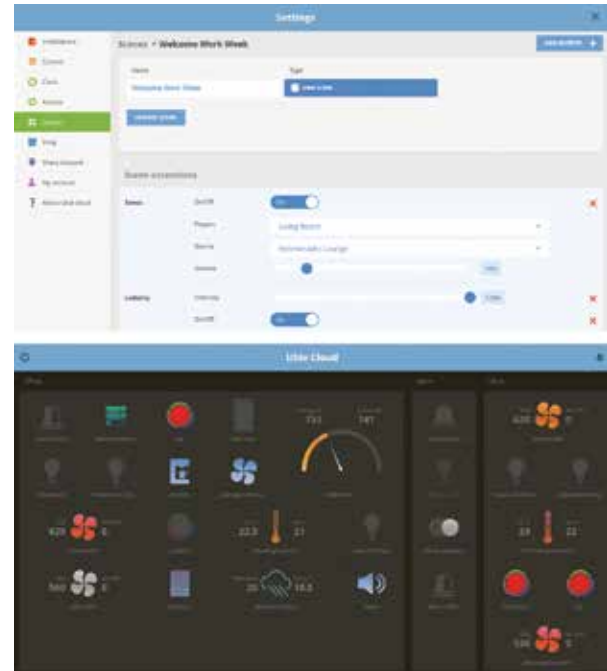
Ubie connects your Internet of Things devices with each other and with Qbus and KNX home automation

On the basis of an easily configurable and controllable Cloud interface and any platform (iOS, Windows, Android), an installation with various devices and systems can be controlled as if it were just one system, from anywhere in the world. For example, the All Off scene will turn off all the home automation outputs and disable the Sonos audio system and extinguish the Philip Hue lamp. It is easy for the final customer to perform operations such as setting clock times, sending e-mails and text messages, user management, ...

“I was determined to have high-quality, future-oriented technologies in my own apartment.”

— Olivier Salens

Relevant applications:



Make your own scenes with UbieCloud.

FUTURE-ORIENTED ARCHITECTURE

For his own loft apartment Olivier Salens opted for the Full Qbus system. “In my capacity as an architect I obviously know how residential building activities develop, and I was determined to have high-quality, future-oriented technologies in my own apartment. A standard electric installation was out of the question as there would no longer be any scope for making adjustments or changes over time. We will see major changes in building technologies in the coming years which will require us to be able to adapt or upgrade our electrical installation. For instance different lighting standards are popping up. But also “smart devices” are emerging all over the place – smart coffee machines, smart door bells, smart audio systems, ...







“Bring on the future!”

— Olivier Salens

I want to be able to connect these to my home automation system. As an architect, I also very much like that Qbus has switches with integrated sensors available in Tastu, Niko, Bticino, CJC, Lithoss and Jung-design. Something for everyone.”

The Qbus installation in Olivier's apartment controls the heating, lighting, screens, and the large windows that convert the top floor into a covered terrace in summer. “I also have a Sonos music installation. In the beginning I was unable to connect this to my Qbus system. My Party scene connected the lighting, screens and heating but I still had to choose the appropriate music using the Sonos App. In the meantime, Qbus launched the Ubie Internet of Things gateway. Ubie automatically detected that my apartment contained both a Qbus and Sonos system. Linking the pair was child's play – when I now press the switch to enable the Party scene, my favourite playlist also starts up. Any other smart devices I may buy later can also be integrated with my Qbus system via Ubie. So bring on the future!”

Qbus Cloud

Visualise and control your Qbus Smart Home with any device from wherever you are

Qbus Cloud enables you to control the heating, set your All Off feature, or receive e-mail or text messages from your home. Qbus Cloud is accessible free of charge for all Qbus customers, using any smartphone, tablet or computer with an Internet connection. There is no need to install any software.

Relevant applications:



“I can no longer manage without my Qbus.”

— Sophia

UP IN THE CLOUDS WITH QBUS CLOUD

Sophia and Ricardo bought an old villa back in 2010. They decided to renovate it from top to bottom – they wanted to retain the atmosphere and charm of the dwelling but nonetheless opted for a future-oriented building approach based on new technologies.

“My husband was the one who was keen on home automation,” says Sophia. “As he works in the IT sector, he thought it was a bit daft to re-install a standard electricity system while completely refurbishing the place. He insisted that we should be able to adapt our electricity system to new technologies or new requirements in the future, such as smart meters. I was not overly concerned but found it nice to know that we could use our home automation system to make further adjustments to the function of the switches. It is only when you are really living in a new home that you realise where you want an All Off button, which one to use to control the blinds, where to dim the lights and where not. We spent the first few months in our new home adjusting many of these items with the help of the Qbus software.”



As a result of having and personally using Qbus in the house, Sophia very soon recognised the added value it had to offer. “As both Ricardo and I often work late, we would ask a babysitter to collect the children from school. In order to make it easier for her, we created a “Children at Home” scene: the scene was activated by switch or on the touch screen to turn on the heating in the living area and the children's bedrooms, while the lighting came on in the kitchen. As soon as the kids were in bed, the babysitter would press on the “Children Sleeping” scene, so they knew the light in the night hall would stay on for another 30 minutes, while the heating and lighting in living room were turned on. Everything so incredibly easy.”

“It's terrific to receive a text message when the children get home.”

— Sophia

Sophia is delighted with the launch of Qbus Cloud. “This Cloud is terrific,” she says. “Ricardo created a separate group for me, where all the items I want to control are displayed in a simple and clear way. I don't have to see the energy consumption graph, nor do I need to know if the heating pump is working. But I do want to turn the heating on in the bathroom on after travelling home at the end of a long day and I also want to see if the iron socket is disabled. I am not really always sure about that,” laughs Sophia.

“I think it's terrific to be able to receive a text message when the children get home. They no longer have to call me when they arrive. They always forgot to do it anyway. As soon as they turn off the alarm and turn on the light you receive a text message to tell you “Children at home”. I can no longer manage without my Qbus.”





Tastu

**Range of design glass switches:
Display, Stand-Alone & intelligent switches
with matching cover frames**

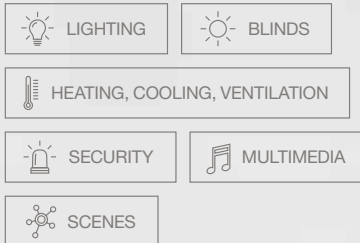
The Tastu® glass switch has no mechanical push buttons but works with touch sensors concealed in the glass plate. These capacitive touch pads enable users to control all the technologies in this room, on that floor or in that building.

The Tastu® Display has an integrated colour screen to show what you are controlling. The integrated temperature sensor allows you to use the Tastu® Display as a thermostat and the proximity sensor will ensure that the screen will only light up when being controlled.

The Tastu® switches are fingerprint-proof: the glass switch has a special coating to avoid fingerprints on the glass.

- Tastu® can be used to control on/off lighting, dimmed lighting, screens, heating, ...
- Tastu® can function as a local thermostat
- The integrated colour LEDs allow you to adjust the colours
- The Tastu® is available as a smart switch for a Full Qbus installation, as a Stand-Alone switch for use with Qbus Stand-Alone modules or other impulse relays and as a touch panel

Relevant applications:



“The cabling is much more straightforward when you are working with the Controller.”

— Kristof Debal

QBUS FOR EVERY INTERIOR

Installation technician Kristof Debal has worked with Qbus for several years now. “I was one of the first technicians,” he remembers. Back then my father-in-law was a technician in charge of a group of technical schools and had met the people from Qbus. He was familiar with various automation systems and was impressed by the Qbus technologies. He persuaded me to accompany him to a Qbus-presentation for an electrical equipment wholesaler. And that was the start of our partnership”.

15 years later Kristof is still a loyal Qbus customer. “I hardly ever put in any standard electrical installations any more,” has says. “Particularly with the Qbus entry-level system, their Stand-Alone modules, it is now really easy to explain to customers that for a very small additional cost they can make their homes truly future-oriented. People sometimes forget they will be living in a house for 30 years or more, hence the need for adjustments, expansions and to incorporate new technologies.”





Kristof prefers to work with the Full Qbus system. “The cabling is much more straightforward when you are working with the Controller. Two polarity-free wires without any restrictions as to topology. Could it be any simpler? And with the new Tastu switches you now really have a wide range of switching devices. From a commercial viewpoint, it is always worthwhile being able to offer customers various switch designs – from the standard Niko and Bticino that everyone knows, to the Lithoss, CJC and Tastu design switches. The concept of glass touch-sensitive switches that do not leave fingerprints is proving to be really popular,” continues Kristof. “And with the matching faceplate frames, the Tastu design can be applied throughout the home. I am still waiting to see Tastu switches with an integrated display but Qbus has assured me these are also on their way. So I am waiting impatiently for their arrival,” he says, laughing.



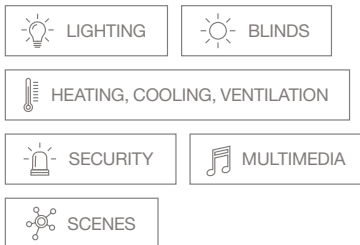
Qbus Care

The sharp increase in the number of people belonging to the over-65 age group has resulted in a huge need for homes adapted or adaptable to the requirements of the elderly. Qbus Care is a range of products, technologies and services that can be deployed in buildings where care services may be required.

Care technology tailored to the care process rather than the other way round

From retirement homes providing constant care to service apartments, where a home-based assistant can help if needed and to “normal” homes that need to be adapted to allow elderly people to live at home for a longer time (age-friendly home). Qbus Care can offer a tailor-made solution for each of these types of care, specific to the care provider and the elderly people themselves.

Relevant applications:



The solution offered by Qbus can be as simple as an emergency button in a kangaroo house, where the lighting flickers and an SMS is received when the panic button is pushed. On the other side of the spectrum, Qbus is fully integrated with Televic's emergency call system. For example, we ensure that in flats, nursing and care homes and hospitals, the room or apartment responds smartly when the emergency button is pushed in or when a presence detector detects an emergency: the lighting switches on, the door is unlocked and a speaking listening connection is set up.

EFFICIENCY AND COMFORT IN AVONDZON RESIDENTIAL CARE CENTRE

In the Avondzon residential care centre, Qbus intelligent motion detectors are used to control the night lighting and ensure that hot plates in service flats can be used only when someone is present. Magnet contacts in the windows prevent the air-conditioning from starting if the windows are open. The central control screen in the emergency room displays the alarms: these are automatically activated if a rest home resident fails to get up at the usual time, or if the outside door opens at an unusual time. These functions are available without people having to use an emergency button on bracelet or collar, as users sometimes feel these are rather stigmatising. The emergency buttons may of course also be used in the Qbus Care system - further improving user safety and security.







Fully justified investment

The head of Avondzon, Carlos Thysebaerd: “as we are continuing to expand and ensuring the successful technical management of our centre is becoming an increasingly complicated business, we find ourselves faced with a choice. We either develop a technical service ourselves or launch an automated system via outsourcing. After conducting a survey we discovered that the Qbus system offered the most capabilities, while being extremely user-friendly. The service is also outstanding. Automated building management provides three key advantages: a huge increase in the level of residents' comfort, improved security and energy-saving opportunities”.

“After conducting a survey we discovered that the Qbus system offered the most capabilities, while being extremely user-friendly.”

— Carlos Thysebaerd

**Qbus NV**

Joseph Cardijnstraat 19
9420 Erpe-Mere, Belgium
T +32 (0) 53 60 72 10
info@qbus.be
www.qbus.be
www.ubiebox.com
www.qbuscloud.com

Qbus Orel South-East Asia

49 Sri Jinarathana Road
Colombo 02, Sri Lanka
T +94 11 4792 100
southeastasia@qbus.be

Qbus Orel India

A 74 FIEE, OKHLA Industrial Area – Phase II
New Delhi – 110020, India
T +91 114 106 9843
india@qbus.be

Qbus Middle East

Shop 3, Riviera Hotel Building, Deira
Dubai, UAE
T +97 155 424 2722
middleeast@qbus.be

Qbus Nederland

Kelvinring 16, 2952BG Alblaserdam
Nederland
T +31 (0)78 6921992
info@qbusnederland.nl



concept & layout



Qbus